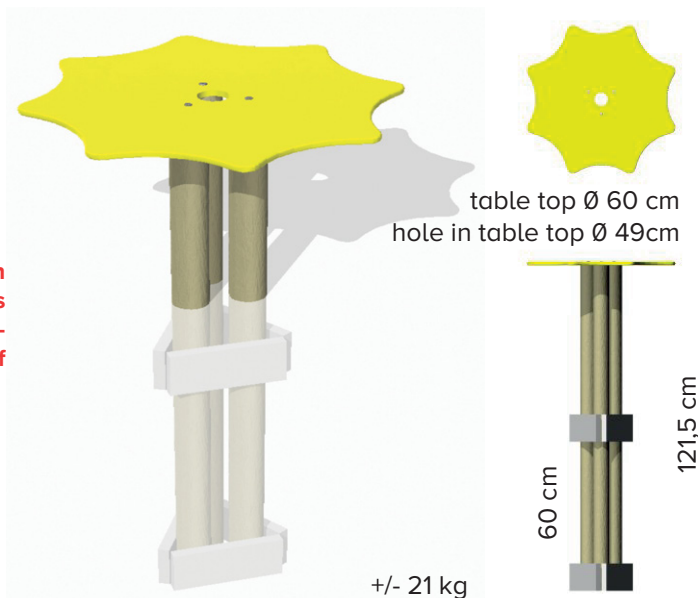




Only for use with standard sized parasols with round pole, diameter 45 to 48 mm. Parasol poles with smaller diameter can slip through the openings of the parasol table or can pose a risk of finger entrapment between pole and opening)

Do not use parasols in case of strong winds.

This item is TÜV certified.



Mounting

The equipment is delivered fully assembled and requires no extra mounting.

Material

- Solid brown posts made of recycled plastics (PE) coloured throughout (diameter 8 cm)
- Stainless steel screws 6 and 8 mm
- Yellow plastic sheet (PE) 12.5 mm thickness

Maintenance

The table contains no moving parts. The plastic material requires very little maintenance, that is cleaning with soapy water and a sponge or soft brush and rinsing with water to remove dirt and soap. As the materials' water absorption is less than 0.29%, it will not get stained by oil, grease or other products. Moss and algae will not adhere easily and can easily be removed. Cleaning with high-pressure (max. 100 bar) is possible but not recommended and mostly even not necessary. Spray with a fan-shaped jet with minimum 30 cm distance from the surface. Painting or staining is useless as the material does not need extra protection and moreover the paint will not stick to the plastic.

Use

Test the parasol pole before using it. If the diameter is too small, the parasol risks to fall over. Do not use parasols in case of strong winds, not even when the parasol base is well anchored.

Inspection Requirements

Visual inspection:

Weekly or monthly, depending on the intensity of use.

Functional:

Monthly or four-monthly, depending on the intensity of use.

Detailed inspection:

Yearly

Special attention during functional or detailed inspection:

- Check all parts are tight.
- Check worn, loose, damaged, missing parts.
- Check screws sticking out.
- Check anchoring.
- Vandalism?

Use original Govaplast parts when repairing is required, to ensure the TÜV certificate remains valid.

Installation


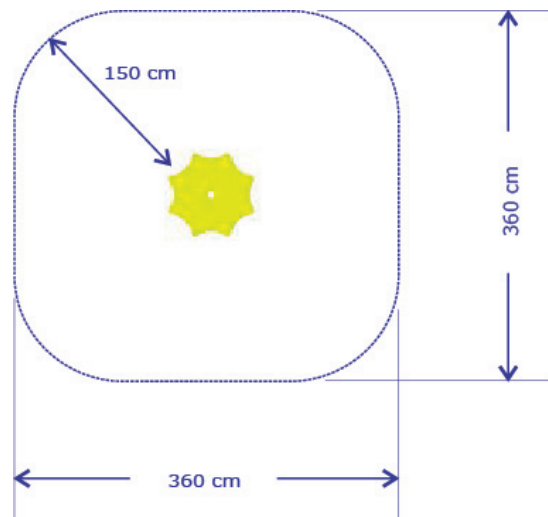
The equipment is delivered fully assembled and is anchored with stabilised sand.

Security Zone

An obstacle-free area of minimum 150 cm around the equipment.

No fall absorption surface required

The equipment's fall height is less than 60 cm. Therefore it's allowed to install it on a hard surface. But it is designed to be placed in a sandpit.

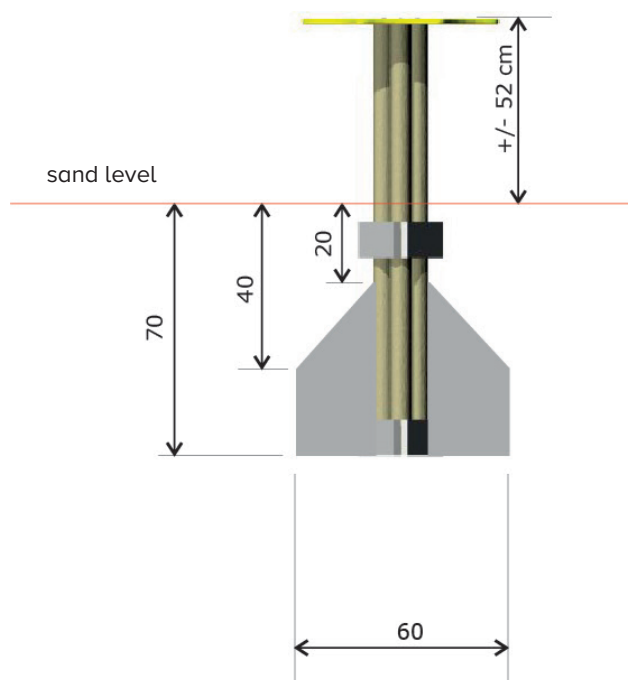


Anchoring in ground

The equipment is dug in until the level mark under the type plate.

Anchoring in sandpit

Anchoring is done as illustrated with conical foundation of stabilized sand. The level mark on the post indicates the ground level.



TYPE GOEDKEURING CERTIFICAAT
TYPE APPROVAL CERTIFICATE
Z-NL-19-04-224287-007-720302559-01REV1

Met dit certificaat wordt verklaard dat het
With this certificate it is declared that

Parasoltafel Sandy
Parasol Table Sandy

met als type aanduiding
with type indication
GP23



geleverd door
delivered by

Govaerts Recycling n.v.
Kolmenstraat 1324 , 3570 Alken

voldoet aan de eisen gesteld in - fulfills the requirements of:
Warenwetbesluit attracties- en speeltoestellen

is gebaseerd op volgende beoordelingscriteria
and is based on assessment criteria
EN 1176-1:2017 EN 1176-7:2008

Dit certificaat wordt afgegeven door TÜV SÜD Benelux bvba, aangewezen bij ministeriële beschikking
van 26.02.2019, 1487420-187346-VGP



This certificate is issued by TÜV SÜD Benelux, designated by ministerial arrangement on
26.02.2019, 1487420-187346-VGP



Accreditatie België ISO17020, I-358
Accreditation Belgium ISO 17020, I-358

Opgemaakt te – Place Boortmeerbeek op datum van - date: 05.12.2019

Naam - Name: Astrid De Beukelaer
Functie - Function: Expert Playground Equipment
Handtekening - Signature:



Benelux

Naam - Name: Emmanuel Ortegat
Functie - Function: Expert Playground Equipment
Handtekening - Signature:



Benelux



TYPE GOEDKEURING CERTIFICAAT
TYPE APPROVAL CERTIFICATE
Z-NL-19-04-224287-007-720302559-01REV1

Product omschrijving - Product description

Parasoltafel Sandy te gebruiken als zandtafel. Opening voor een parasol in midden van de tafel voorzien.

Parasol Table Sandy to be used as sand table. Opening for a parasol in the middle of the table.

Typenummer - Type indication: GP23

Afmetingen (l x b x h) - Dimensions (l x w x h): Ø 60 cm x 51 cm

Toepassingen en beperkingen - Applications and limitations

Dit attest heeft enkel betrekking tot het geïnspecteerde speeltoestel. Het rapport met nummer P-B-19-01-720302559-01-01rev2 bevat alle opmerkingen over dit speeltoestel.

Dit certificaat respecteert de richtlijnen en maatregelen die zijn opgenomen in het logboek van de fabrikant.

Wij houden eraan de uitbaters er attent op te maken dat zij op gepaste tijdstippen inspecties en onderhoud moeten uitvoeren en dit te documenteren, teneinde de toestellen en hun omgevingen in een goede staat te behouden.

Alle referenties naar documenten van het speeltoestel GP23 werden gecontroleerd.

Alle aanpassingen aan het geïnspecteerde speeltoestel, aan zijn samenstelling en de manier van samenstellen moeten voorgelegd worden aan TÜV SÜD Benelux en kunnen leiden tot een aanpassing van het certificaat.

Het is de taak van de fabrikant en/of de leveranciers om ervoor te zorgen dat alle gefabriceerde speeltoestellen van hetzelfde type als beschreven in dit certificaat conform zijn aan het model waarop dit certificaat gebaseerd is.

This certificate applies only to the inspected playground equipment. The report with number P-B-19-01-720302559-01-01rev2 contains all the comments about this playground equipment.

This certificate respects the guidelines and measures included in the logbook from the manufacturer.

We coming to make the managers alert that they need to perform inspections and maintenance at appropriate times and document this in order the devices and their environments in a good state.

All references to documents of the playground equipment GP23 were checked.

All modifications to the inspected playground equipment, to its composition and the way of composing should be submitted to TÜV SÜD Benelux and can lead to an adjustment of the certificate.

It is the responsibility of the manufacturer and/or the suppliers to ensure that all manufactured playground equipment of the same type as described in this certificate comply with the model on which this certificate is based.



**TYPE GOEDKEURING CERTIFICAAT
TYPE APPROVAL CERTIFICATE
Z-NL-19-04-224287-007-720302559-01REV1**

Documenten – Documents

Gebruikshandleiding – User's manual: GP23
Technisch constructie dossier – Technical construction file: GP23

Markering van het product - Product marking

Elk toestel dient te worden gemarkeerd met - Every product needs to be marked with:

- Naam en adres van de leverancier – Name and address of the supplier
- Bouwjaar- Year of construction
- Type

Opmerking - Remarks

In geval van discussies heeft de Nederlandse tekst voorrang.
In case of discussions the Dutch language prevails.

Einde certificaat / End of certificate