

The TÜV type plate is placed on the locomotive only.



**GP25A RED**  
locomotive red  
102 x 129 x 75 cm  
71 kg

**GP25B GREEN**  
wagon green  
105 x 179 x 45cm  
117 kg

**GP25C BLUE**  
wagon blue  
102 x 121 x 55 cm  
55 kg

**GP25B BEIGE**  
wagon beige  
105 x 179 x 45cm  
117 kg

**GP25D YELLOW**  
wagon yellow  
102 x 121 x 55 cm  
55 kg

## Mounting

The locomotive and wagons are delivered fully assembled and require no extra mounting (except anchoring).

## Material

- Solid boards made of recycled plastics (PE) coloured throughout (beige, green, brown)
- Stainless steel screws (6 en 8 mm)
- Yellow, blue and red plastic sheets (PE), 12.5mm and 19mm thickness

## Maintenance

The train contains no moving parts. The plastic material requires very little maintenance, that is cleaning with soapy water and a sponge or soft brush and rinsing with water to remove dirt and soap. As the materials' water absorption is less than 0.29%, it will not get stained by oil, grease or other products. Moss and algae will not adhere easily and can easily be removed. Cleaning with high-pressure (max. 100 bar) is possible but not recommended and mostly even not necessary. Spray with a fan-shaped jet with minimum 30 cm distance from the surface. Painting or staining is useless as the material does not need extra protection and moreover the paint will not stick to the plastic.

## Inspection Requirements

### Visual inspection:

Weekly or monthly, depending on the intensity of use.

### Functional:

Monthly or four-monthly, depending on the intensity of use.

### Detailed inspection:

Yearly

### **Special attention during functional or detailed inspection:**

- Check all parts are tight.
- Check worn, loose, damaged, missing parts.
- Check screws sticking out.
- Check anchoring on hard soil.
- Vandalism?

Use original Govaplast parts when repairing is required, to ensure the TÜV certificate remains valid.

## Installation

The locomotive and wagons are delivered fully assembled. The installation needs to be done on a hard and even surface. The equipment cannot be installed on a loose surface such as a sandpit, wood chips, bark mulch), unless a special bearing construction is installed (not standard).

## Security Zone

An obstacle-free area of minimum 150 cm around the equipment is required. The minimum distance between the wagons and locomotive is 30 cm.

## No fall absorption surface required

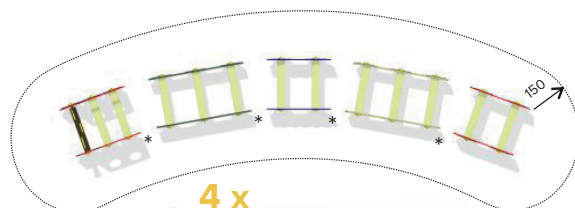
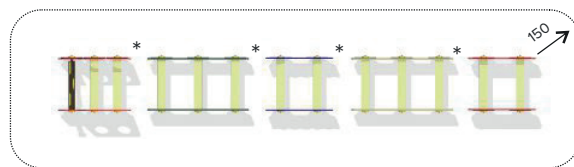
The equipment's fall height is less than 60 cm. Therefore it's allowed to install it on a hard surface.

## Anchoring is required

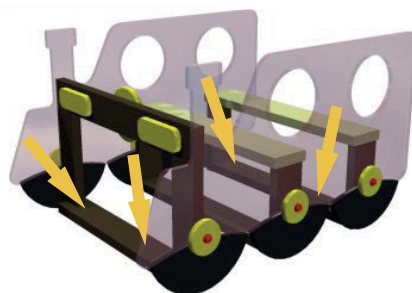
Each train part is anchored by fixing the 4 stainless steel nail plugs supplied into the countersunk holes. Determine the exact position of the equipment, draw its outline with chalk and mark the position of the 4 pre-drilled holes for the nail plugs on the hard surface. Move the equipment. Drill the holes with a 8 mm stone drill. Move the equipment back in the right position and secure with the nail plugs. Use an angle screwdriver to facilitate screwing.

### Important advice

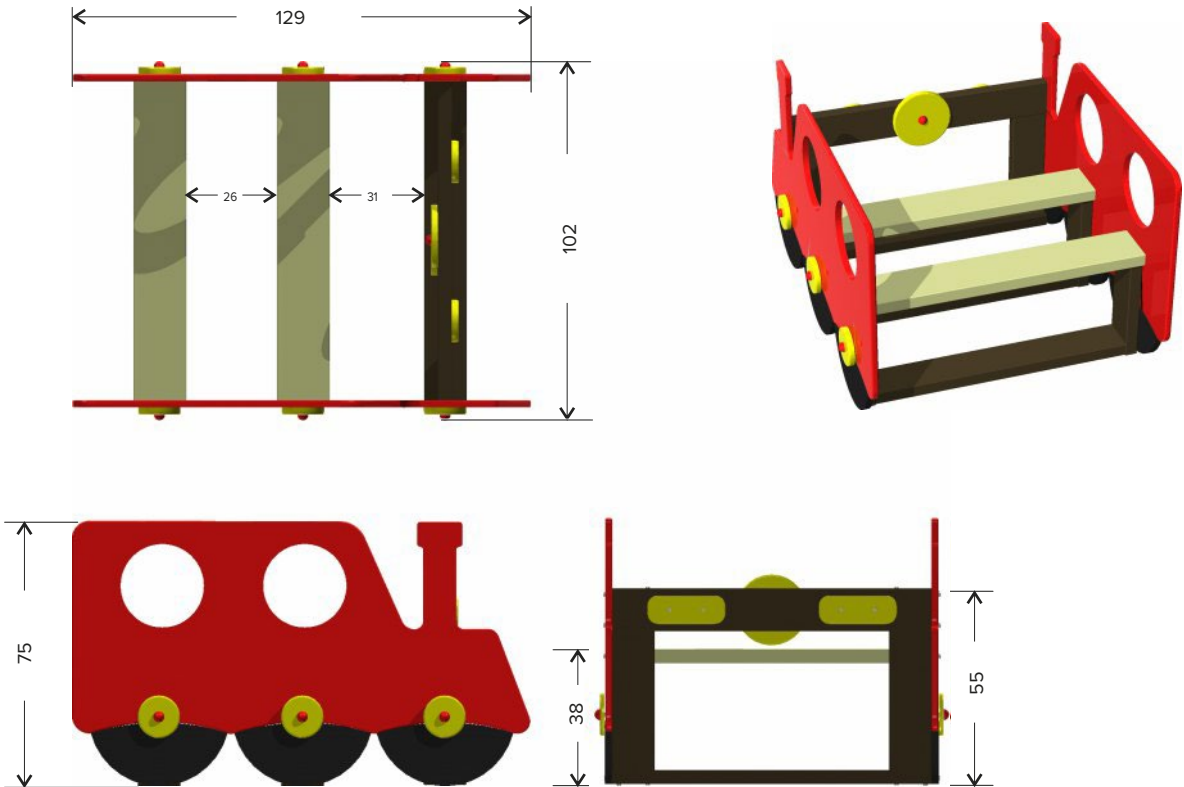
To drill the holes use a sharp drill and first put the plastic part of the plug in the hole. Then screw the metal nail into the plug instead of hammering it. This way, you avoid damaging the head of the nail and unfixing will be easy.



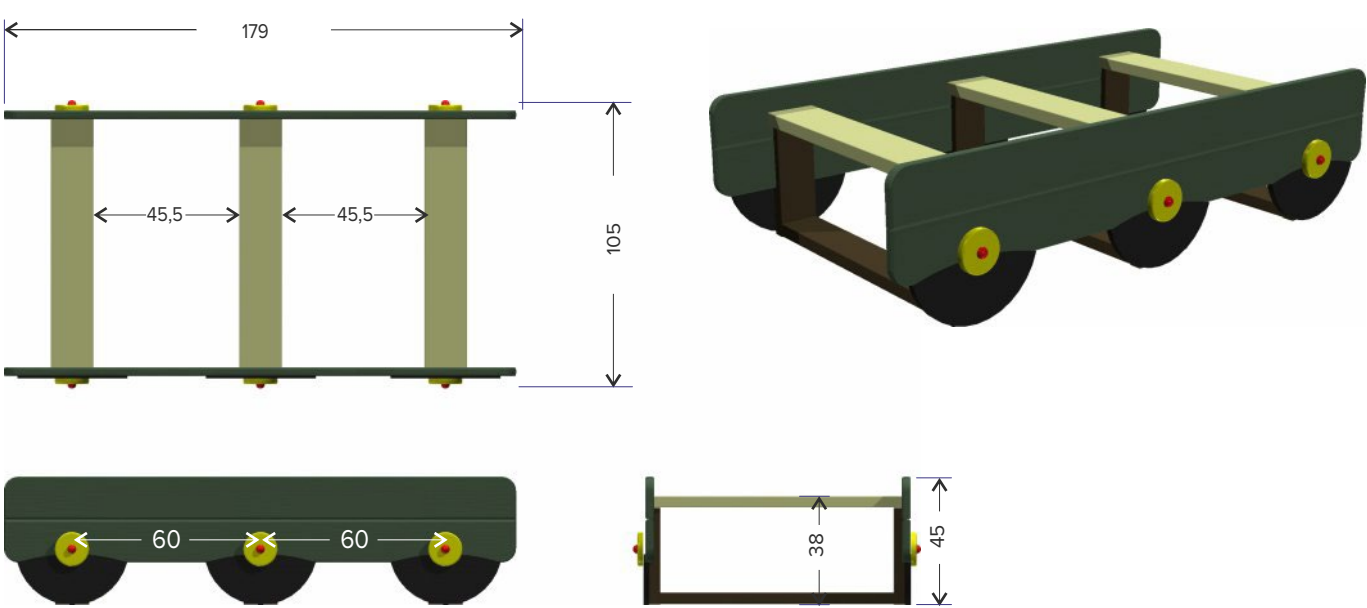
4 x



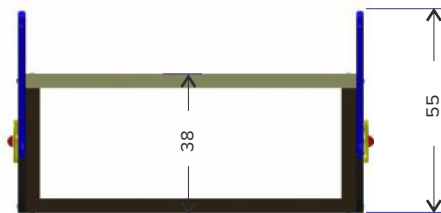
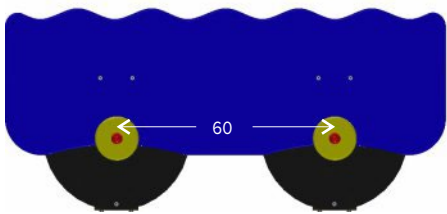

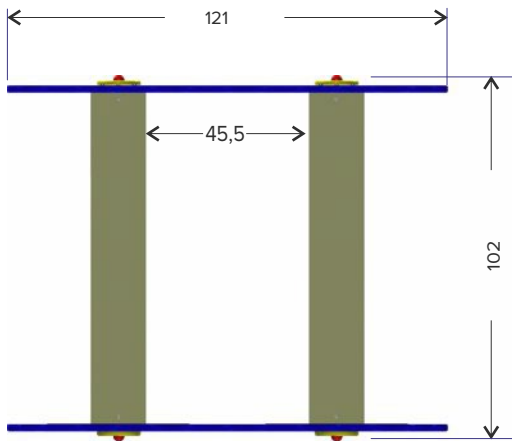
**GP25A**



**GP25B**




## GP25C



## GP25D

(25D has the same dimensions as 25C, but has straight instead of wavy sides)





**TYPE GOEDKEURING CERTIFICAAT**  
**TYPE APPROVAL CERTIFICATE**  
**Z-NL-19-04-224287-008-720302559-01REV1**

Met dit certificaat wordt verklaard dat het

With this certificate it is declared that

**Locomotief met wagons**

**Locomotive with wagons**

met als type aanduiding

with type indication

**GP25**



geleverd door

delivered by

**Govaerts Recycling n.v.**

**Kolmenstraat 1324 , 3570 Alken**

voldoet aan de eisen gesteld in - fulfills the requirements of:

*Warenwetbesluit attracties- en speeltoestellen*

is gebaseerd op volgende beoordelingscriteria

and is based on assessment criteria

EN 1176-1:2017

EN 1176-7:2008

Dit certificaat wordt afgegeven door TÜV SÜD Benelux bvba, aangewezen bij ministeriële beschikking van 26.02.2019, 1487420-187346-VGP

This certificate is issued by TÜV SÜD Benelux, designated by ministerial arrangement on 26.02.2019, 1487420-187346-VGP



Accreditatie België ISO17020, I-358

Accreditation Belgium ISO 17020, I-358

Opgemaakt te – Place Boortmeerbeek op datum van - date: 05.12.2019

Naam - Name: Astrid De Beukelaer

Functie - Function: Expert Playground Equipment

Handtekening - Signature:



Naam - Name: Emmanuel Ortegat

Functie - Function: Expert Playground Equipment

Handtekening - Signature:



**TYPE GOEDKEURING CERTIFICAAT  
TYPE APPROVAL CERTIFICATE  
Z-NL-19-04-224287-008-720302559-01REV1**

**Product omschrijving - Product description**

Locomotief met wagons. Mogelijk om samen of apart te installeren volgens de handleiding.  
Locomotive with wagons. Possible to install together or separately according to the manual.

Typenummer - Type indication: GP25x

GP25A : locomotive red 102 x 129 x 75 cm  
GP25B: wagon green 105 x 179 x 45 cm  
GP25C : wagon blue 102 x 121 x 55 cm  
GP25B-B: wagon beige 105 x 179 x 45 cm  
GP25D: wagon yellow 102 x 121 x 55 cm

Afmetingen (l x b x h) - Dimensions (l x w x h): variable

**Toepassingen en beperkingen - Applications and limitations**

Dit attest heeft enkel betrekking tot het geïnspecteerde speeltoestel. Het rapport met nummer P-B-19-01-720302559-01-01rev2 bevat alle opmerkingen over dit speeltoestel.

Dit certificaat respecteert de richtlijnen en maatregelen die zijn opgenomen in het logboek van de fabrikant.

Wij houden eraan de uitbaters er attent op te maken dat zij op gepaste tijdstippen inspecties en onderhoud moeten uitvoeren en dit te documenteren, teneinde de toestellen en hun omgevingen in een goede staat te behouden.

Alle referenties naar documenten van het speeltoestel GP25 werden gecontroleerd.

Alle aanpassingen aan het geïnspecteerde speeltoestel, aan zijn samenstelling en de manier van samenstellen moeten voorgelegd worden aan TÜV SÜD Benelux en kunnen leiden tot een aanpassing van het certificaat.

Het is de taak van de fabrikant en/of de leveranciers om ervoor te zorgen dat alle gefabriceerde speeltoestellen van hetzelfde type als beschreven in dit certificaat conform zijn aan het model waarop dit certificaat gebaseerd is.

This certificate applies only to the inspected playground equipment. The report with number P-B-19-01-720302559-01-01rev2 contains all the comments about this playground equipment.

This certificate respects the guidelines and measures included in the logbook from the manufacturer.

We coming to make the managers alert that they need to perform inspections and maintenance at appropriate times and document this in order the devices and their environments in a good state.

All references to documents of the playground equipment GP25 were checked.

All modifications to the inspected playground equipment, to its composition and the way of composing should be submitted to TÜV SÜD Benelux and can lead to an adjustment of the certificate.



Benelux

**TYPE GOEDKEURING CERTIFICAAT  
TYPE APPROVAL CERTIFICATE  
Z-NL-19-04-224287-008-720302559-01REV1**

It is the responsibility of the manufacturer and/or the suppliers to ensure that all manufactured playground equipment of the same type as described in this certificate comply with the model on which this certificate is based.

**Documenten – Documents**

Gebruikshandleiding - Users manual: GP25  
Technisch constructie dossier – Technical construction file: GP25

**Markering van het product - Product marking**

Elk toestel dient te worden gemarkeerd met - Every product needs to be marked with:

- Naam en adres van de leverancier – Name and address of the supplier
- Bouwjaar- Year of construction
- Type

**Opmerking - Remarks**

In geval van discussies heeft de Nederlandse tekst voorrang.  
In case of discussions the Dutch language prevails.

Einde certificaat / End of certificate