
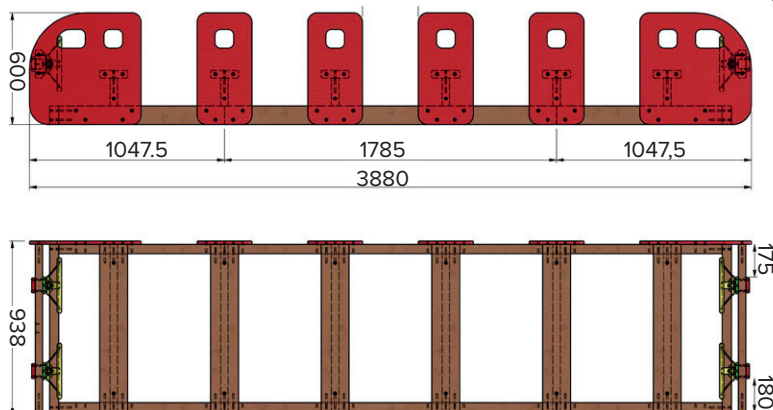




This item is TÜV certified.



Mounting

The equipment is delivered in 2 pre-assembled parts. Easy assembly. The surface needs to be hard and even.

Material

- Solid boards made of recycled plastics (PE) coloured throughout
- Stainless steel screws and nail plugs
- Virgin plastic sheets (PE)
- 4 replaceable steering wheels

Maintenance

The plastic material requires very little maintenance, that is cleaning with soapy water and a sponge or soft brush and rinsing with water to remove dirt and soap. As the materials' water absorption is less than 0.29%, it will not get stained by oil, grease or other products. Moss and algae will not adhere easily and can easily be removed. Cleaning with high-pressure (max. 100 bar) is possible but not recommended and mostly even not necessary. Spray with a fan-shaped jet with minimum 30 cm distance from the surface. Painting or staining is useless as the material does not need extra protection and moreover the paint will not stick to the plastic.

Inspection Requirements

Visual inspection

Weekly or monthly, depending on the intensity of use.

Functional inspection

Monthly or four-monthly, depending on the intensity of use.

Detailed inspection

Yearly

Special attention during functional or detailed inspection

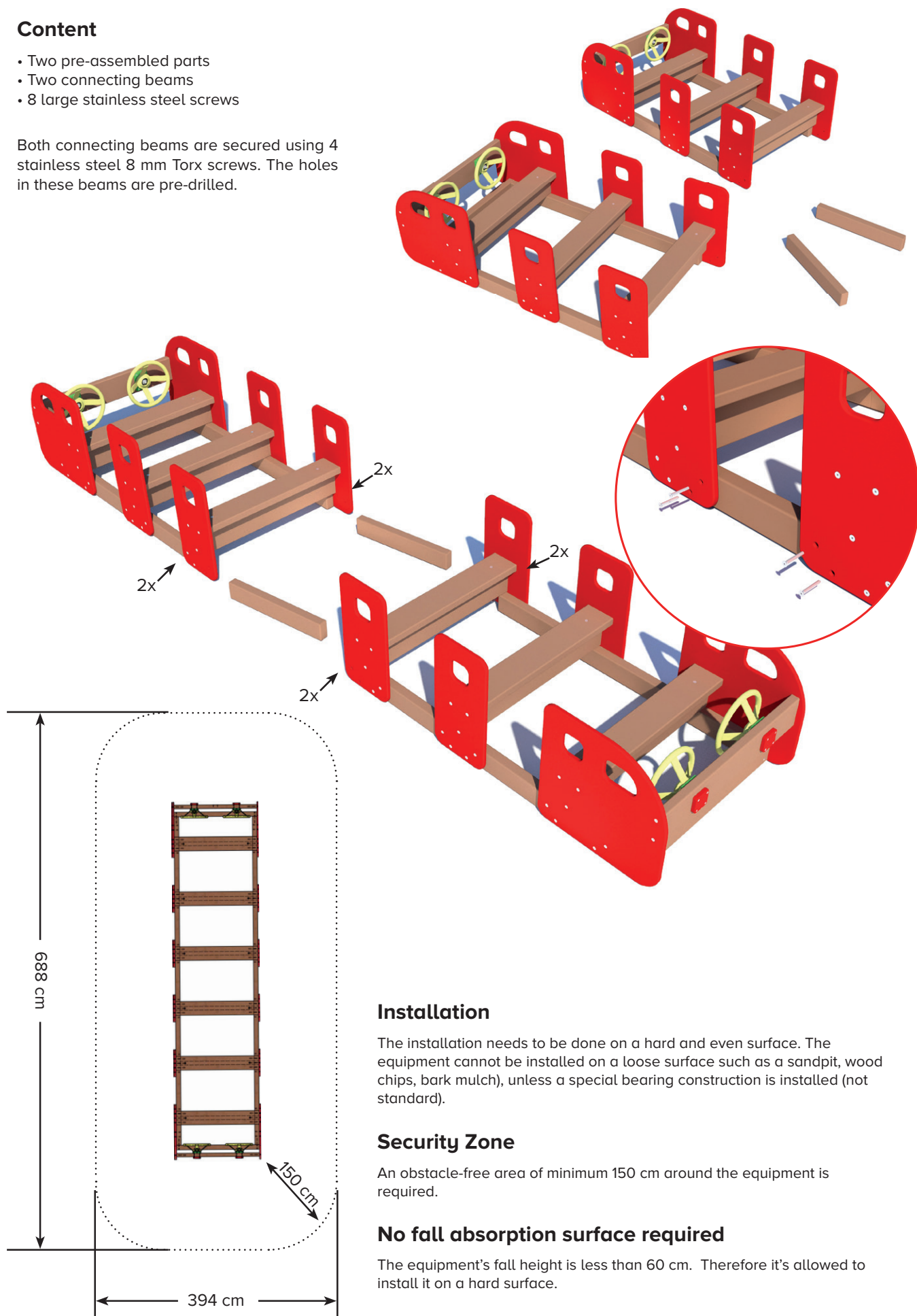
- Check all parts are tight.
- Steering wheels must be tightly secured.
- Check worn, loose, damaged, missing parts.
- Check screws sticking out.
- Check anchoring on hard soil.
- Vandalism?
- Space on the steering wheels.

Use original Govaplast parts when repairing is required, to ensure the TÜV certificate remains valid.

Content

- Two pre-assembled parts
- Two connecting beams
- 8 large stainless steel screws

Both connecting beams are secured using 4 stainless steel 8 mm Torx screws. The holes in these beams are pre-drilled.



Installation

The installation needs to be done on a hard and even surface. The equipment cannot be installed on a loose surface such as a sandpit, wood chips, bark mulch), unless a special bearing construction is installed (not standard).

Security Zone

An obstacle-free area of minimum 150 cm around the equipment is required.

No fall absorption surface required

The equipment's fall height is less than 60 cm. Therefore it's allowed to install it on a hard surface.

Anchoring or not?

According to the European standard, playground equipment needs to be anchored. Anchoring of this specific equipment is not required if installed on a school playground with supervision. In case the playground is only used by the school itself, the security risk due to not anchoring the equipment is relatively small. If there is no anchoring we definitely advise to mark the equipment's position on the playground in order to be able to place it back correctly after temporary relocation, respecting the required 150 cm obstacle-free area.

In case of anchoring

The equipment is anchored by screwing the 6 stainless steel L-hooks supplied, to the bearing beams and securing them with nail plugs supplied. Drill the holes for the nail plugs with a 8 mm stone drill. Screw the L-hooks at the inside and at the bottom of the equipment with the countersunk Torx screws supplied. Position them as shown in the sketch. We advise pre-drilling the screws with a 4 mm wood or metal drill.

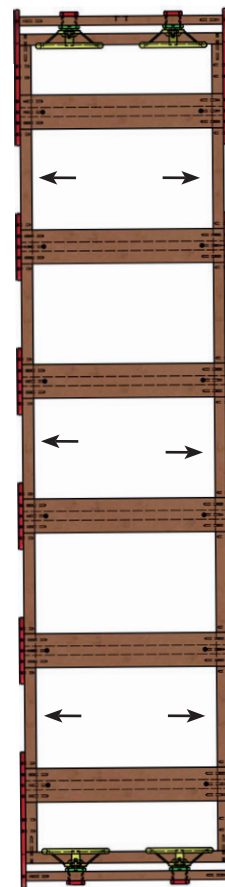
Important advice

To drill the holes use a sharp drill and first put the plastic part of the plug in the hole. Then screw the metal nail into the plug instead of hammering it. This way, you avoid damaging the head of the nail and unfixing will be easy.

Each set of L-hooks contains:

- 1 stainless steel nail plug
- 1 stainless steel L-hook
- 1 stainless steel Torx screw 6 x 40 mm

6x



Replacement steering wheels

Through intensive use, the plastic mechanism in the steering wheel is subject to wear. The wearing of the wheel and the other plastic parts, causes play on the system involving necessary replacement after a few years.

The wheel can't come loose from the green plastic mounting plate, as the cap nut is permanently glued onto the metal shaft. Replacing the whole system is not difficult though, as the green plastic mounting plate together with the wheel can be unscrewed from the board/post/play and a new steering system can be screwed.



TYPE GOEDKEURING CERTIFICAAT
TYPE APPROVAL CERTIFICATE
Z-NL-19-04-224287-019-720302559-01REV1

Met dit certificaat wordt verklaard dat het
With this certificate it is declared that

Metro

met als type aanduiding
with type indication
GP80



geleverd door
delivered by

Govaerts Recycling n.v.
Kolmenstraat 1324 , 3570 Alken

voldoet aan de eisen gesteld in - fulfills the requirements of:
Warenwetbesluit attracties- en speeltoestellen

is gebaseerd op volgende beoordelingscriteria
and is based on assessment criteria
EN 1176-1:2017 EN 1176-7:2008

Dit certificaat wordt afgegeven door TÜV SÜD Benelux bvba, aangewezen bij ministeriële beschikking
van 26.02.2019, 1487420-187346-VGP

This certificate is issued by TÜV SÜD Benelux, designated by ministerial arrangement on
26.02.2019, 1487420-187346-VGP



Accreditatie België ISO17020, I-358
Accreditation Belgium ISO 17020, I-358

Opgemaakt te – Place Boortmeerbeek op datum van - date: 05.12.2019

Naam - Name: Astrid De Beukelaer
Functie - Function: Expert Playground Equipment
Handtekening - Signature:



Naam - Name: Emmanuel Ortegat
Functie - Function: Expert Playground Equipment
Handtekening - Signature:





TYPE GOEDKEURING CERTIFICAAT
TYPE APPROVAL CERTIFICATE
Z-NL-19-04-224287-019-720302559-01REV1

Product omschrijving - Product description

Metro is een fantasiespel voor kleine kinderen
Metro is a fantasy game for small children

Typenummer - Type indication: GP80

Afmetingen (l x b x h) - Dimensions (l x w x h): 3,9 x 0,94 x 0,6 m

Toepassingen en beperkingen - Applications and limitations

Dit attest heeft enkel betrekking tot het geïnspecteerde speeltoestel. Het rapport met nummer P-B-18-12-720302505-01-01rev2 bevat alle opmerkingen over dit speeltoestel.

Dit certificaat respecteert de richtlijnen en maatregelen die zijn opgenomen in het logboek van de fabrikant.

Wij houden eraan de uitbaters er attent op te maken dat zij op gepaste tijdstippen inspecties en onderhoud moeten uitvoeren en dit te documenteren, teneinde de toestellen en hun omgevingen in een goede staat te behouden.

Alle referenties naar documenten van het speeltoestel GP80 werden gecontroleerd.

Alle aanpassingen aan het geïnspecteerde speeltoestel, aan zijn samenstelling en de manier van samenstellen moeten voorgelegd worden aan TÜV SÜD Benelux en kunnen leiden tot een aanpassing van het certificaat.

Het is de taak van de fabrikant en/of de leveranciers om ervoor te zorgen dat alle gefabriceerde speeltoestellen van hetzelfde type als beschreven in dit certificaat conform zijn aan het model waarop dit certificaat gebaseerd is.

This certificate applies only to the inspected playground equipment. The report with number P-B-18-12-720302505-01-01rev2 contains all the comments about this playground equipment.

This certificate respects the guidelines and measures included in the logbook from the manufacturer.

We coming to make the managers alert that they need to perform inspections and maintenance at appropriate times and document this in order the devices and their environments in a good state.

All references to documents of the playground equipment GP80 were checked.

All modifications to the inspected playground equipment, to its composition and the way of composing should be submitted to TÜV SÜD Benelux and can lead to an adjustment of the certificate.

It is the responsibility of the manufacturer and/or the suppliers to ensure that all manufactured playground equipment of the same type as described in this certificate comply with the model on which this certificate is based.



TYPE GOEDKEURING CERTIFICAAT
TYPE APPROVAL CERTIFICATE
Z-NL-19-04-224287-019-720302559-01REV1

Documenten – Documents

Gebruikshandleiding - Manufactures manual: GP80
Technisch constructie dossier – Technical construction file: GP80

Markering van het product - Product marking

Elk toestel dient te worden gemarkeerd met - Every product needs to be marked with:

- Naam en adres van de leverancier – Name and address of the supplier
- Bouwjaar- Year of construction
- Type

Opmerking - Remarks

In geval van discussies heeft de Nederlandse tekst voorrang.
In case of discussions the Dutch language prevails.

Einde certificaat / End of certificate